

Themes

May Flowers
Animals All Around
Great Outdoors
Summer Safety

Shapes and colors



Opposites
above/below

Vocabulary

flowers, watering can,
pets, wild animals,
tent, campfire, helmet,
drinking water

Sign Language

flower, purple, animal,
night, black, drink



Together Time Activities

Here are some fun activities you and your child can enjoy together!

• Explore Flowers

If flowers are blooming nearby, take a walk together to look at them. If not, you could visit a flower stand, florist shop, or the floral section of a supermarket. Draw attention to the colors, scents, and textures.

• Animal Fun

Choose different animals to imitate. Make their sounds with your child. Try moving like the animals.

• Backyard Campout


Plan a campout or picnic in your own backyard or at a nearby campground.

• Practice Safety

Invite your child to help you teach some safety tips to a doll or toy animal. You might talk about wearing a seat belt, using sunscreen, drinking plenty of water, or other ways to be safe.

Nursery Rhymes


Nursery rhymes teach children auditory skills and help them develop an appreciation for rhyme and rhythm. They also help children develop language, memory, creativity, and other cognitive skills.



Mary, Mary, Quite Contrary
Mary, Mary, quite contrary,
How does your garden grow?
With silver bells and cockleshells
And pretty maids all in a row.

Twinkle, Twinkle, Little Star

Twinkle, twinkle, little star,
How I wonder what you are.
Up above the world so high,
Like a diamond in the sky.
Twinkle, twinkle, little star,
How I wonder what you are.



Look for Books

Biscuit Loves Mother's Day
by Alyssa Satin Capucilli

Sometimes I Like to Curl Up in a Ball
by Vicki Churchill

Maisy Goes Camping/Maisy va de excursión
by Lucy Cousins

Little Hide-and-Seek: Animals
by DK Publishing

The Little Gardener
by Jan Gerardi

Just Me and My Dad
by Mercer Mayer



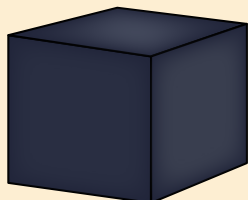
Cooking Together

When cooking with infants and toddlers, allow them to help in a safe way with mixing, pouring, rolling, mashing, shaking, etc. Use words to describe what you are doing and what you plan to do next. Talk about what you see, smell, feel, hear, and taste.

Black Gelatin Squares

2½ cups boiling water
3 packages (4 serving size) grape gelatin
3 packages (4 serving size) orange gelatin

Let your child help you pour all the gelatin mix into a large bowl. Notice the colors as they are added. Move the bowl away from your child and add the boiling water. Stir until the gelatin completely dissolves (about 3 minutes). Pour into a 13" x 9" pan. Refrigerate until completely set. This will take at least 3 hours. Cut into squares and serve. Talk about the way it looks, feels, and tastes.



Sing Along With Me

Find these songs at www.funshineexpress.com

One Little Seed

Sung to "London Bridge"

One little seed is in the ground,
In the ground, in the ground.
One little seed is in the ground,
Fast asleep.

Warm sunshine and big raindrops,
Big raindrops, big raindrops,
Warm sunshine and big raindrops,
All falling down.

One little seed peeks through the ground,
Through the ground, through the ground.
One little seed peeks through the ground,
Wide awake!



A-Camping We Will Go

Sung to "The Farmer in the Dell"

A-camping we will go,
A-camping we will go,
We'll pack our bags and pitch our tents,
A-camping we will go!

Repeat with:

A-hiking we will go...
We'll pack our bags and lace our boots,
A-hiking we will go.

A-swimming we will go...
We'll pack our bags and grab a towel,
A-swimming we will go.



Reminders . . .

Connect With Us!

